

# Data, Data, Data! Making Data Informed Decisions Using Technology

Nicohl Shelton Webb  
Pate's Creek Elementary  
Henry County Schools  
Stockbridge, GA



[nwebb@henry.k12.ga.us](mailto:nwebb@henry.k12.ga.us)

[www.twitter.com/CounselorPCE](https://www.twitter.com/CounselorPCE)





# My Data Journey!

Go to [www.menti.com](https://www.menti.com) and put in the code **897906** in order to answer some questions about your data journey!





*It is no longer enough for Professional School Counselors to answer the question, “What do school counselors do?”*

*Professional School Counselors must now respond to the question, “How are students different as a result of what we do?”*

*~ASCA National Model*



# Types of Data



## Process

The number of students involved in the program or intervention and a description of an activity.

## Perception

Data describing what individual think they know, believe or can do.

## Outcome

Data showing the impact of the intervention or activity on student achievement, attendance and/or behavior.

Process Data Tools	Perception Data Tools	Outcome Data Tools
Calendars, Counseling Activity logs, Monthly Reports, Portfolios	Pre/Post Test, Surveys,/Rating Scales, Completion of an Activity, Competency achievement, Evaluations	Results reports, Action plans, Closing the Gap Action Plans, EZalyze.



# Examples of Data

Taken from: Making  
Data Work  
3rd edition

	Elementary Examples	Middle School Examples	High School Examples <sup>5</sup>
Process	35 fourth-graders participated in six sessions of classroom lessons	Eight seventh-graders participated in goal-setting group counseling.	325 students attended the college preparation program.
Perception	Fifth-grade students believed the conflict resolution unit helped them learn how to solve problems with peers.	65% of eighth-graders say they have observed bullying at school.	As a result of the group counseling intervention, students increased their knowledge of test taking strategies by 75%.
Outcome	Number of students identified in the red zone decreased by 40% at the end of the school year	Average attendance for identified 7th grade students increased from 78% to 84%.	86% of the senior class graduated, which is a 2% improvement from last year.

[Nearpod](#)

[Kahoot](#)

[Quizizz](#)

[Poll](#)

[Everywhere](#)

[Mentimeter](#)

# Tech tools to use to collect data!


[Plickers](#)

[Padlet](#)

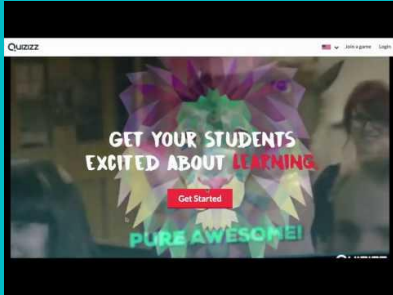
[Google Suite  
Apps](#)

[Flipgrid](#)

[Scuta](#)



# Quizizz



## CLASS QUIZ GAMES WITH **QUIZIZZ**



# Quizizz

- ☞ Alternative to Kahoot
- ☞ Can play LIVE or assign for HW
- ☞ Host computer is used to monitor real time results
- ☞ Players devices show questions and clickable answers (unlike Kahoot, which only show clickable answers)
- ☞ Students answer at their own pace





# Kahoot!

## 5 MINUTE GUIDE TO

## Kahoot!



# Kahoot!

- ☞ Students bring their own devices or use student laptops.
- ☞ Quizzes are easily available, and you can find pre-made quizzes.
- ☞ Students see immediate results based on speed.



I'M A KAHOOTER! LEARN MORE ABOUT KAHOOT!

October 20, 2014

# Kahoot!


turn  
anything  
into a  
kahoot!

- \*chapter review
- \*test listening to a lesson
- \*gather data
- \*comprehension





# Plickers anyone?



Plickers is a <sup>9</sup> simple tool that lets you collect real-time formative assessment data without the need for student devices. Let's play!





Nearpod is an interactive presentation and assessment tool that can be used in the classroom. You can create presentations that can contain quizzes, polls, videos, images, drawing boards and web content.




nearpod

[www.nearpod.com](http://www.nearpod.com)

<b>SILVER FREE</b>	<b>GOLD \$120/year</b>	<b>PLATINUM \$349/year</b>	<b>SCHOOL/ DISTRICT</b>
Create polls, interactive quizzes, open ended questions, slideshows	Assign HW, create your own virtual field trips and add activities	Includes access to thousands of ready made lessons	LMS integration, exclusive admin features





Go to  
[www.nearpod.com](http://www.nearpod.com)  
Put in the code  
**JLOCV**  
to join the lesson.



A banner for Mrs. Webb's FlipGrid featuring a group of students with their arms raised in a celebratory gesture. The text on the banner reads "Mrs. Webb's FlipGrid" and "Flip Code: fhuuvC".

Mrs. Webb's FlipGrid  
Flip Code: fhuuvC

The word "FLIPGRID" in white capital letters on a red, ribbon-like background.

FLIPGRID

A yellow-bordered rectangular frame containing a video frame of a young girl speaking.

Example:



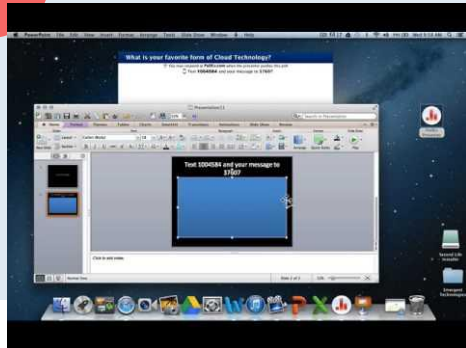
Flipgrid is where your students go to share ideas and learn together. It's where students amplify and feel amplified. Videos can be used for student engagement and formative assessments.





# Poll Everywhere

Poll Everywhere transforms one-sided presentations into two-way conversations with the audience. This web-based audience response system lets you embed interactive activities directly into your presentation. The audience responds on the web or via SMS texting on their phones.



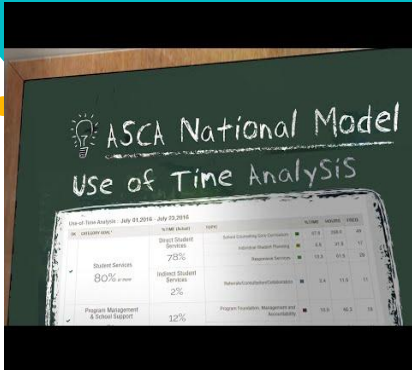


## What does SCUTA do?

### Using SCUTA school counselors can:

- ✓ Maintain a private log of their work and activities
- ✓ Classify their work into ASCA service delivery domains and topics
  - ✓ Use a variety of calendar formats including monthly, weekly, and daily views
- ✓ Access statistical reports facilitating analysis of use of time data
  - ✓ Maintain descriptive notes about their activities
- ✓ Access a glossary defining individual topics/activities of most school counselors

# SCUTA



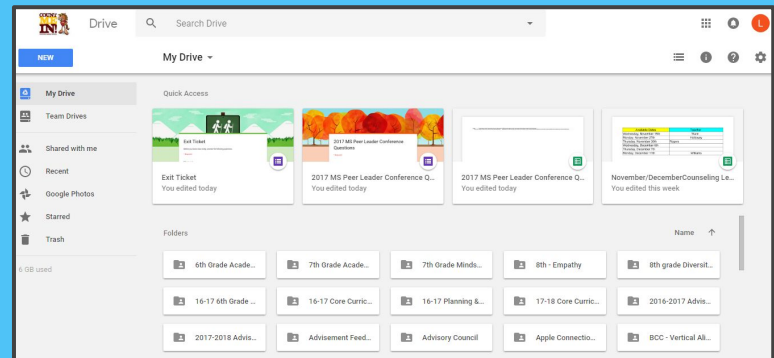
# Google Drive

- 15 GB of free Google online storage, to keep photos, stories, designs, drawings, recordings, videos – anything.
- Your files in Drive can be reached from any smartphone, tablet, or computer.
- You can quickly invite others to view, download, and collaborate on all the files you want–no email attachment needed.
- Create and collaborate with others. Share documents and files, build out spreadsheets and make a presentation on the fly with our Docs, Sheets and Slides apps.
- You can also purchase a larger cloud storage plan as you need it.

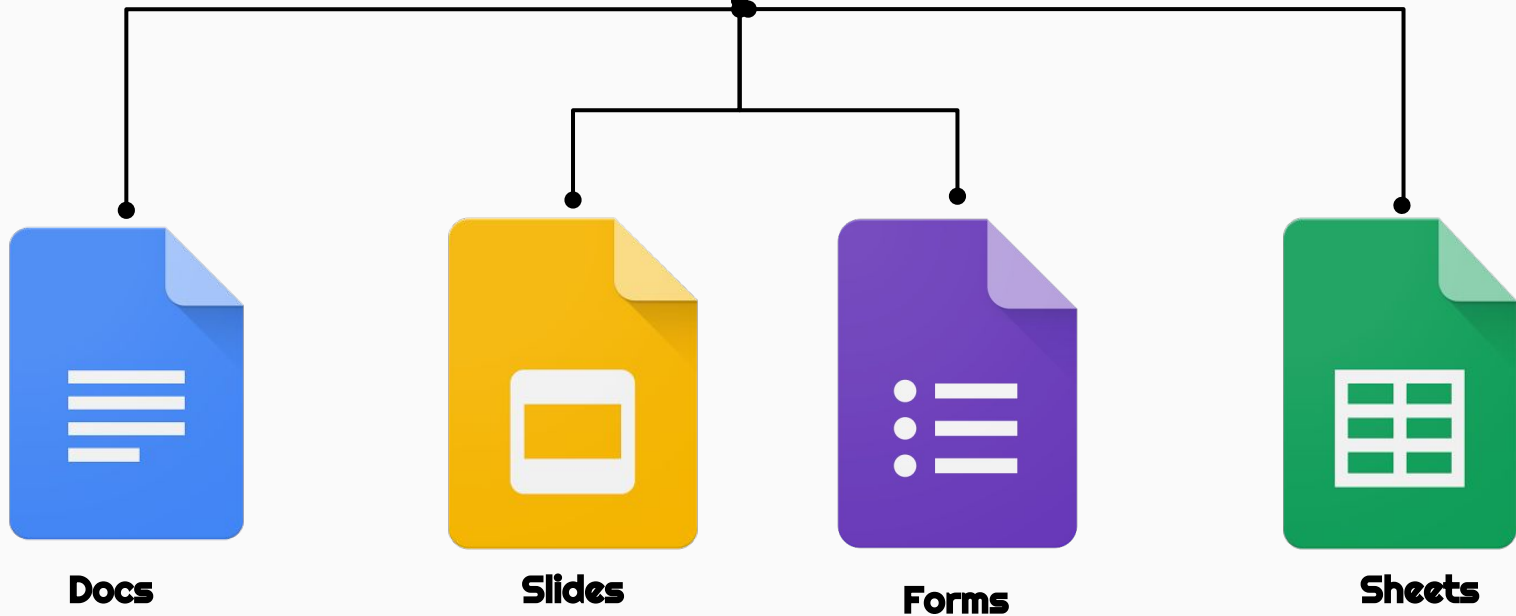


<https://www.google.com/drive/>

Example:



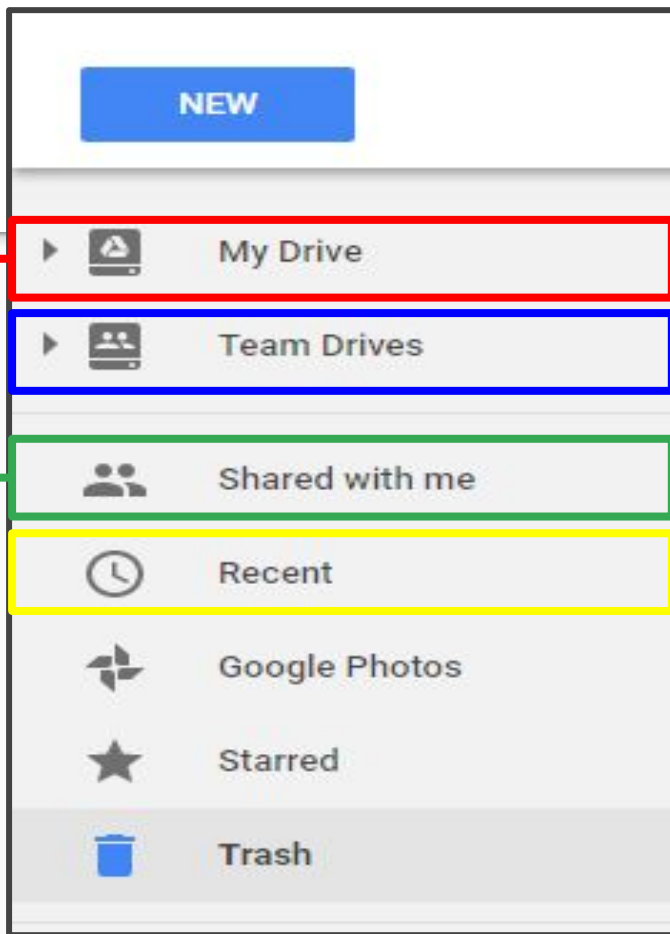
# Google Drive to Google Apps





Your home base for all folders, files, docs, slides, forms, sheets, and more!

When others share docs, slides, and other content with you, it will appear in “shared with me”



Create a shared storage space for a team. Never worry about things disappearing when a team member leaves!

Quickly access your most recently viewed/modified documents






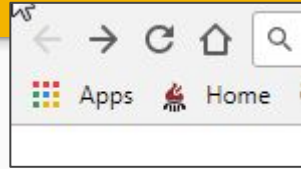
Are you ready  
to streamline  
your data  
collection and  
go paperless at  
the same time?

Wherever  
you are,  
Google is with  
you.






# Accessing Google Apps



# Google Forms

- Free
- Plan your next event, manage registrations, whip up a quick poll, collect email addresses for a newsletter, create a pop quiz, and much more.
- Choose from a bunch of question options, from multiple choice to dropdowns to a linear scale. Add images and YouTube videos, etc.
- Responses to your surveys are neatly and automatically collected in Forms, with real time response info and charts. Or, take your data further by viewing it all in Sheets.



<https://www.google.com/forms/about/>

Example:

Forms Example

# Examples of Paperless Forms Using Google

Needs  
Assessment for  
Teachers

<http://goo.gl/forms/RzzcqCZ2jD>



Mentor Program  
Referrals

<http://goo.gl/forms/pyaxCoHZzE>

Minute Meetings

<http://goo.gl/forms/NPbRRXj1Ek>

Small Group Counseling Referral

<http://goo.gl/forms/l0cZsj5pLe>

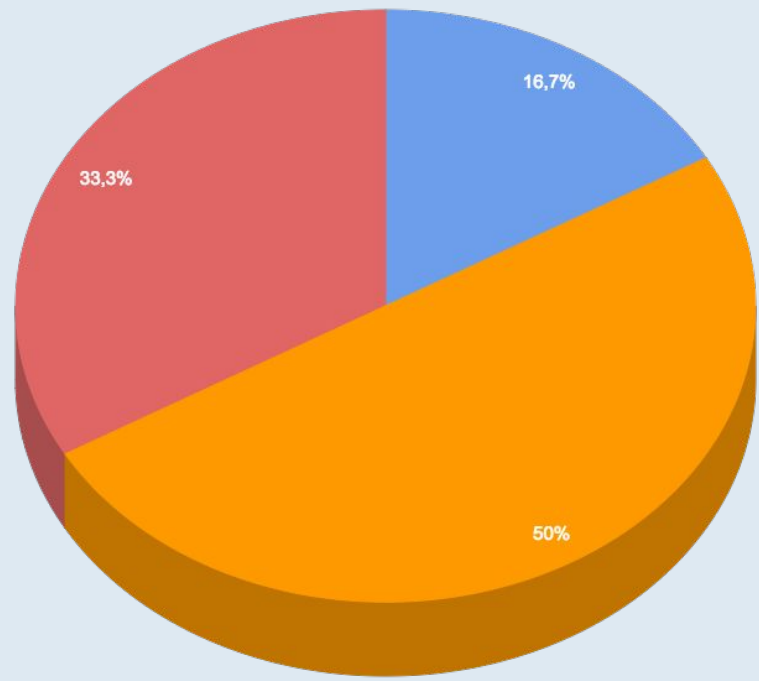


<https://www.google.com/sheets/about/>

Example:  
[Sheets Example](#)  
[CKES document](#)

- Google's version of Excel
- Free
- Google Sheets makes your data pop with colorful charts and graphs. Built-in formulas, pivot tables and conditional formatting options save time and simplify common spreadsheet tasks.
- Access, create, edit, and COLLABORATE your spreadsheets wherever you go – from your phone, tablet, or computer – even when there's no connection
- Everyone can work together in the same spreadsheet at the same time.





You can insert graphs from Google Sheets



	September 2016	October 2016	November 2016	December 2016	January 2017	February 2017	March 2017	April 2017	May 2017	June 2017	Grand Total
ABS Tasks	570	735	330	1095	725	160	305	360	310	240	4830
Academics	940	900	570	725	650	995	520	370	1040	350	7060
At-Risk/ Check-In	60	135	75	20	90		250	20		60	710
BoroSAFE	30	150	165		80	45					470
Bus Issue	30	60	30		385	45	110	205	165	400	1430
Conflict	590	230	75	240	335	140	410	325	860	420	3625
Counselor Meeting										180	1080
CST Meeting										240	1310
DCP&P										120	1305
Discipline/Behavior										240	3455
District Technology											480
Duties										120	2340
ESS										120	1520
Extreme Emotional Distress											705
Faculty Meeting											405
Financial											980
Grief											980
Group											2465
HIB Investigation										1980	5445
Home Life										180	2500
I&RS										60	3700
In-Svs/PD											3545
Lesson											1380
Medical/ Health										120	1830
New Student											1030
Organization/ Study Skills										60	1405
Origami Club											830
PLC										45	675
Records										180	375
Schedule										60	865
Social Skills										390	6675
Stress/Anxiety										180	3945
Team Meeting	330	180	100	195	120	195	80		545	240	1985
Threat Assessment	480		600	330	100	610	90	345			2555
Website Design	1440	720	60	60	60	60	30	60		30	2520
<b>Grand Total</b>	<b>9710</b>	<b>9130</b>	<b>8510</b>	<b>8490</b>	<b>6960</b>	<b>5595</b>	<b>7120</b>	<b>5860</b>	<b>8555</b>	<b>6480</b>	<b>76410</b>

How can I:

- keep an effective & efficient counselor log?
- track data?
- use data to advocate for my students and program?



[Link to Google Sheet for Counselor Log/Data Collection \(make a copy of it for yourself\).](#)

Taken from: <https://www.angelacleveland.com/presentations>

How can you utilize tech tools to collect data within your school counseling program.



1  
**Pre/Post Assessment**

2  
**Data, Data, Data!**

4  
**During the lesson**

3  
**Exit Ticket**



# Advocate! Advocate! Advocate!

26



\*\*Communicate all that you do as a counselor in your building! We must ADVOCATE for our profession!\*\*

Easy to design beautiful and effective online flyers and newsletters

Use to advertise counseling department and use of data!



Examples:

[End of Year Data Report](#)  
[Kindness Week Newsletter](#)  
[Getting Started with Smore](#)




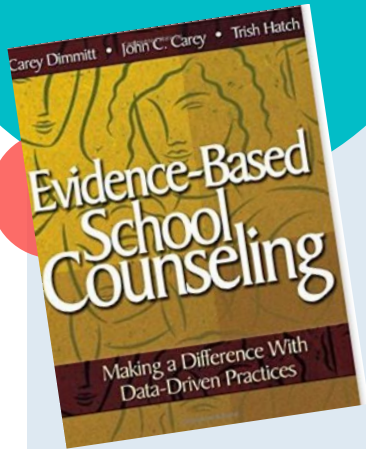



# Making Data Work: ASCA National Model <sup>27</sup>

## Trish Hatch Book: Use of Data In School Counseling

### References

## Evidenced Based School Counseling: Making a Difference with Data Driven Practices





# Are You Ready to Make Data Informed Decisions?

Any questions?

[nwebb@henry.k12.ga.us](mailto:nwebb@henry.k12.ga.us)

[www.twitter.com/counselorPCE](http://www.twitter.com/counselorPCE)

